
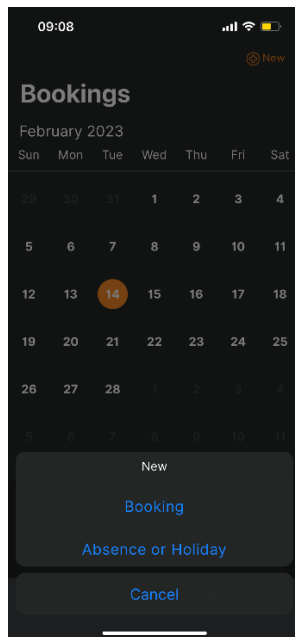


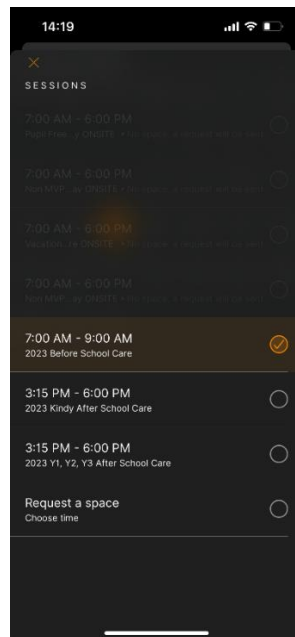
How to make a Vacation Care booking in the Xplor Home app



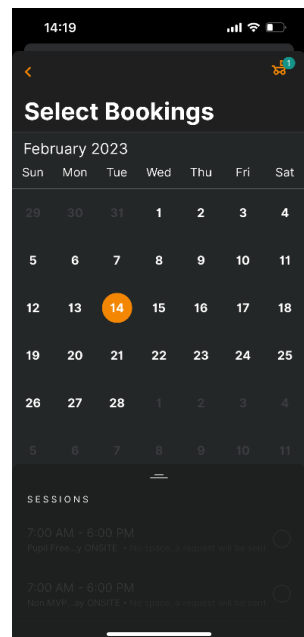
Open Xplor Home App on your mobile, press Bookings



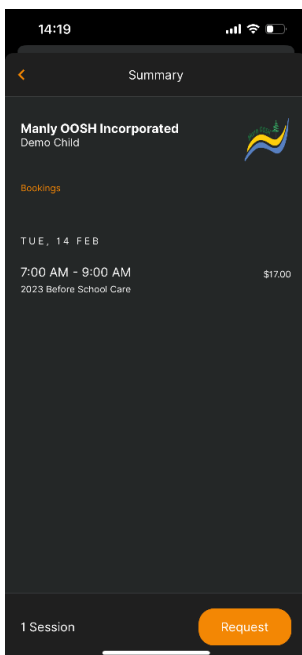
Select the required date, at top right press New, press Booking



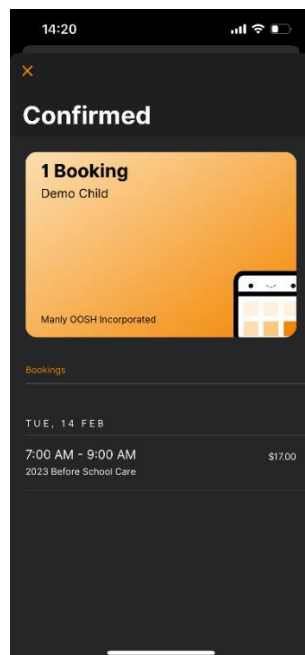
Select correct vacation care/pupil free day session from the dropdown menu




Go back to the cart at the top right



Press Request (your booking will not be confirmed my MOOSH)



If you receive this screen, it is booked and confirmed (please view the wording)



Go in your calendar and if there is a solid orange dot on the date, the booking is confirmed.

Note

- Refresh if the booking isn't showing in your calendar.
- If you make a second booking, you will receive a cancellation as you have booked twice.
- You cannot cancel the booking via the app as there is a 14-day cancellation period, you either must mark as absent or email info@manlyoosh.com.au if outside of the cancellation period.
- It is your responsibility to double check bookings as you will be charged if an error is made.
- There is no waitlist.